



Hamilton

Seventh-day Adventist School

Educating For Eternity

END OF YEAR DATA 2023

REPORT

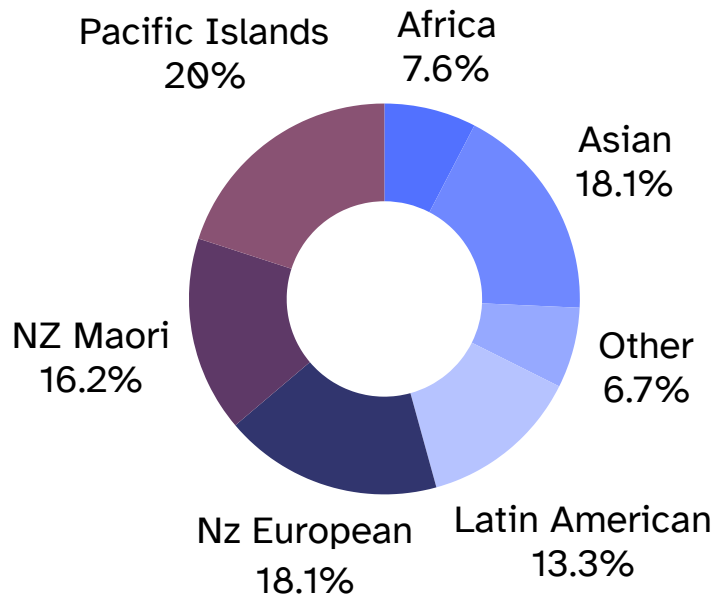
General Statistics

Ethnic Demographics

There were 105 students that had completed Years 0-8

54% (56) Female
46% (49) Male

41% ESOL



Challenges in 2023

In 2023, we faced a number of unforeseen challenges that made working towards achieving our targets more difficult. These included:

- Staffing challenges
 - Our Room 3 teacher wasn't able to arrive until midway through Term 2 due to Visa delays. This resulted in a number of students being unsettled for considerable periods of time
 - Our Room 4 teacher was away on leave for an extended period of time
- Most new students coming into the school at the beginning of the year were performing below expectations (many were ESOL)

Reading Data

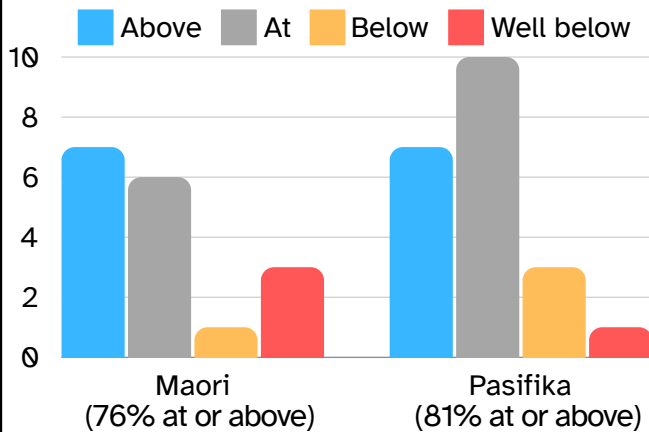
Curriculum Expectations

19% (20) were well above expectations
18.1% (19) were above expectations
40% (42) were at expectations
16.2% (17) were below expectations
6.7% (7) were well below expectations

Gender

84% of girls were at or above expectations
70% of boys were at or above

Ethnic Target Groups



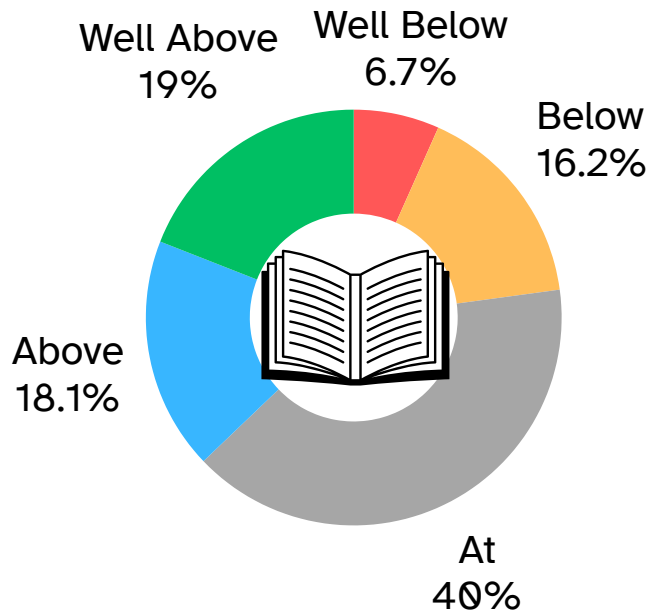
ESOL Learners

- Our ESOL (English as Second Oral Language) roll has increased to 46 students
- 14 of the 24 students who were below/well below their expected level are ESOL (more than half born abroad)
- 4 of the 7 students who were well below their expected level are ESOL (All born abroad)

Points of interest

- 47% of students made more than 1 years progress (accelerated) in 2023
- Nearly 60% of students who were targeted for acceleration made more than 1 years progress
- 85% of students that started their schooling at Hamilton SDA School from age 5 were at, above, or well above their curriculum expectations

77% of all students are at, above, or well above curriculum expectations



Outcomes

The school's target was to lift the school-wide achievement of all students in Reading so every child improved by 12 months progress or more, and those that were one year or more below curriculum expectations would improve by more than 12 months to be either at the expectations or close the gap on them.

79% of the school met the school target outlined above. (Note we had no previous data on students who started during the year). Of the students that were one year or more below their curriculum expectations, nearly 60% made 2 or more years progress in 2023.

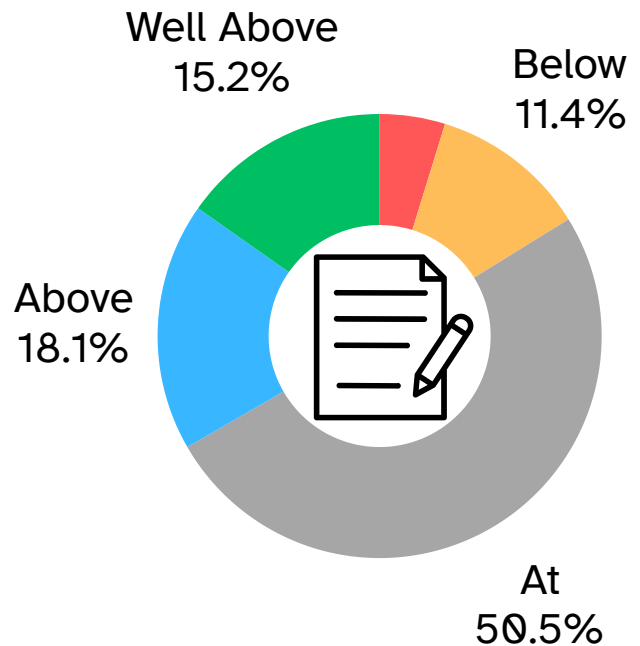
While the overall data is a drop of 2.5% to 77% of students being at or above their curriculum expectations, it is important to note that our students who started their school journey at Hamilton SDA School had a higher percentage of them (85%) who were at or above their curriculum expectations.

Writing Data

Curriculum Expectations

15.2% (16) were well above expectations
18.1% (19) were above expectations
50.5% (53) were at expectations
11.4% (12) were below expectations
4.8% (5) were well below expectations

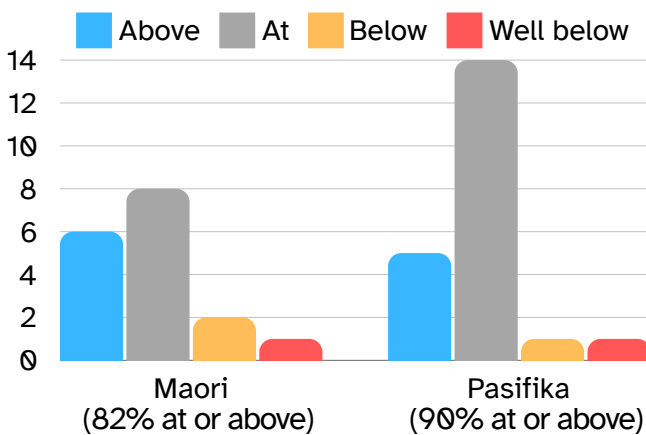
83% of all students are at, above, or well above curriculum expectations



Gender

93% of girls were at or above expectations
73% of boys were at or above

Ethnic Target Groups



Outcomes

The school's target was to lift the school-wide achievement of all students in Writing so every child improved by 12 months progress or more, and those that were one year or more below curriculum expectations would improve by more than 12 months to be either at the expectations or close the gap on them.

83% of the school met the school target outlined above. (Note we had no previous data on students who started during the year). Of the students that were one year or more below their curriculum expectations, nearly 40% made 2 or more years progress in 2023.

ESOL Learners

- Our ESOL (English as Second Oral Language) roll has increased to 46 students
- 10 of the 17 students who were below/well below their expected level are ESOL (more than half born abroad)
- 4 of the 5 students who were well below their expected level are ESOL (All born abroad)

Points of interest

- 45% of students made more than 1 year progress (accelerated) in 2023
- Nearly 40% of students who were targeted for acceleration made more than 1 year progress
- 92.5% of students that started their schooling at Hamilton SDA School from age 5 were at, above, or well above their curriculum expectations

The overall data is a lift of 3.4% to 83.8% of students being at or above their curriculum expectations. It is also important to note that our students who started their school journey at Hamilton SDA School had a higher percentage of them (85%) who were at or above their curriculum expectations.

Math Data

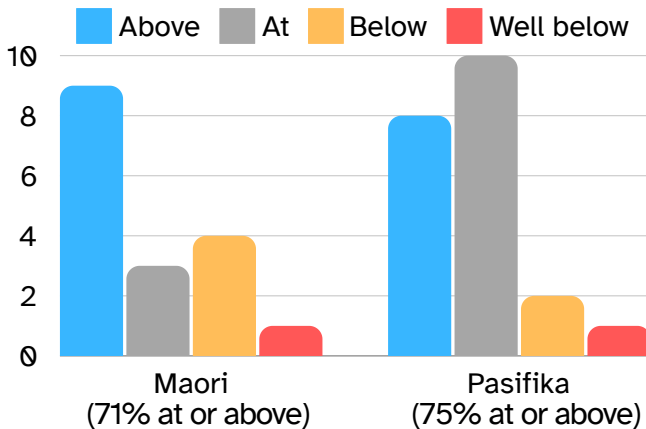
Curriculum Expectations

18.3% (19) were well above expectations
26.9% (28) were above expectations
33.7% (35) were at expectations
18.3% (19) were below expectations
2.9% (3) were well below expectations

Gender

82% of girls were at or above expectations
75% of boys were at or above

Ethnic Target Groups



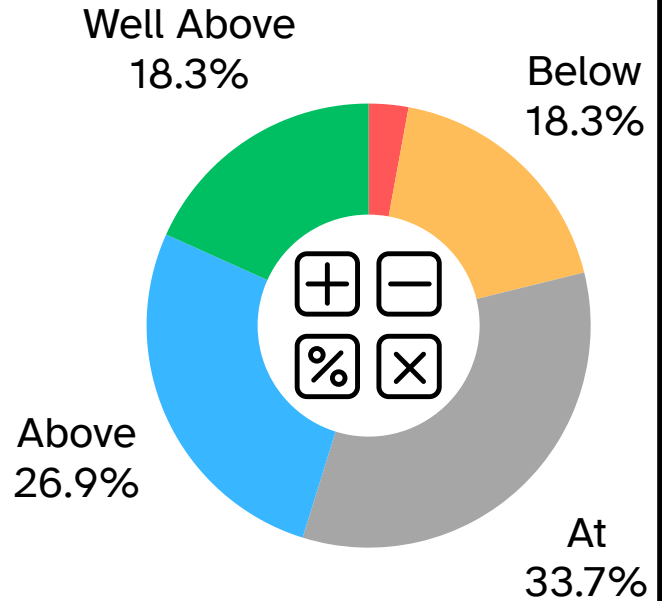
ESOL Learners

- Our ESOL (English as Second Oral Language) roll has increased to 46 students
- 10 of the 22 students who were below/well below their expected level are ESOL (more than half born abroad)
- 2 of the 3 students who were well below their expected level are ESOL (All born abroad)

Points of interest

- 28% of students made more than 1 year progress (accelerated) in 2023
- Just over 20% of students who were targeted for acceleration made more than 1 year progress
- 83% of students that started their schooling at Hamilton SDA School from age 5 were at, above, or well above their curriculum expectations

79% of all students are at, above, or well above curriculum expectations



Outcomes

The school's target was to lift the school-wide achievement of all students in Writing so every child improved by 12 months progress or more, and those that were one year or more below curriculum expectations would improve by more than 12 months to be either at the expectations or close the gap on them.

74% of the school met the school target outlined above. (Note we had no previous data on students who started during the year). Of the students that were one year or more below their curriculum expectations, just over 20% made 2 or more years progress in 2023.

The overall data is a drop of 6% to 78.8% of students being at or above their curriculum expectations. It is also important to note that our students who started their school journey at Hamilton SDA School had a higher percentage of them (83%) who were at or above their curriculum expectations.